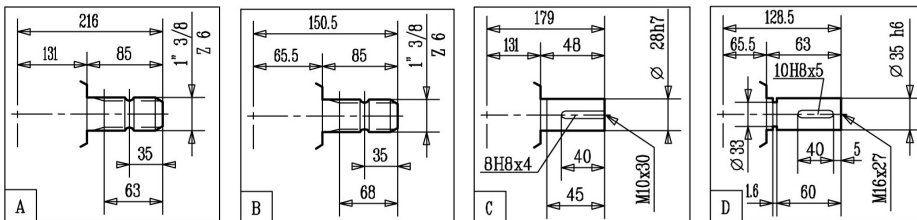


kg 9,5



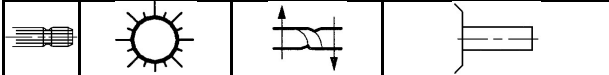



LT. 0,25
SAE.90EP

Shaft Profiles - Tipi di Albero



D-16A

Technical Data - Dati Tecnici

																		
i	r.p.m.	HP	kW	daNm	InLbs	X	Y	Z					L					
0 : 0	0	0	0	20	1736	C	D	-	202	-	-	-	-	0	X	-	716.000	
0 : 0	0	0	0	20	1736	A	B	-	202	-	-	-	-	0	X	-	716.005	